

SUPERWINCH Limited Lifetime Warranty

ATV Winch Models: T2000, ATV2500, ATV3000, UTV4000

WARRANTY: LIMITED LIFETIME FOR MECHANICAL COMPONENTS; LIMITED ONE (1) YEAR FOR ELECTRICAL COMPONENTS

Superwinch, Inc. ("Seller" or "Superwinch") warrants to the original retail buyer only ("Buyer") that the mechanical components of all genuine SUPERWINCH® ATV Winch Models listed above ("Products") shall be free from defects in materials and workmanship from the provable date of purchase of the new Product for the lifetime of the winch and the electrical components shall be free from defects in materials and workmanship for one (1) year from the provable date of purchase. Any Product that Superwinch determines to be defective will be repaired or replaced at Superwinch's sole discretion without charge to Buyer upon Buyer's compliance with these procedures. Seller or its Authorized Agent may make reasonable charges for parts and labor for repairs not covered by this Limited Warranty. The warranties set forth herein are exclusive and in lieu of all other warranties, whether oral or written, express or implied.

LIMITED WARRANTY PROCEDURE

Online registration of your product and helpful troubleshooting information is available at www.superwinch.com. When contacting Seller, Buyer shall mail, ship or otherwise deliver to Seller at the address noted below or to a Factory Authorized Service Center: (1) the Product; (2) a written description of the problem; (3) Buyer's name, address and telephone number; and (4) a copy of the original sales receipt. Mail, ship or otherwise deliver the Product, required information and copies to Seller, postage or shipping prepaid.

LIMITATIONS AND EXCLUSIONS

Repair and/or replacement of the Product is the sole and exclusive remedy for Buyer. This warranty does not apply to defects in any Product caused by: (1) normal wear and tear; (2) failure to comply with any installation, operation or maintenance instructions provided by Superwinch including but not limited to subjecting the Product to loads in excess of the load listed in the Owner's Manual or instructions for the particular Product and model number; (3) commercial or industrial use; (4) alteration or modification by parties other than Superwinch; (5) misuse, abuse, neglect, accident, Acts of God or terrorism; or (6) other causes beyond the control of Superwinch after delivery of the Product by Superwinch to its authorized distributor. If any model or sample was shown to Buyer, such model or sample was used for illustrative purposes only and shall not be construed as a warranty that the Product shall conform to the sample or model.

TO THE FULLEST EXTENT PERMITTED BY APPLICABLE LAW, THE FOLLOWING ARE HEREBY EXCLUDED AND DISCLAIMED:

- (1) All warranties with respect to the wire and synthetic rope, whether sold alone, with or used in or incorporate in any Product.
- (2) All warranties with respect to the Product's finish.
- (3) All warranties of fitness for a particular purpose.
- (4) All warranties of merchantability.
- (5) All claims for consequential or incidental damages, including damage caused by or during the removal or reinstallation of the Product.

Some states or jurisdictions do not allow limitations or exclusions in consumer transactions, and these limitations or exclusions may not apply to Buyer. The warranty gives Buyer specific legal rights and there may be others. If a warranty is deemed to apply to this Product, it shall be limited for a period of one (1) year from the provable date of purchase of the new product. NO agent, dealer, distributor or employee of Seller is authorized to make modifications to this warranty, and no such statements, whether oral or written, shall be binding on the Seller.

INQUIRIES

Any inquiries regarding compliance with warranties provided herein may be addressed in writing to Superwinch, Inc. or to Superwinch, Ltd. at the addresses noted below.

Superwinch, Inc.

Winch Drive
Putnam, Connecticut 06260, USA
Customer Service: 1.800.323.2031
FAX: 1.860.963.0811
e-mail: info@superwinch.com

Superwinch, Ltd.

Unit D, Union Mine Road, Pitts Cleave Ind Est
Tavistock, Devon, PL 19 OPW England
Tel: 44 (0)1822 614101
Fax: 44 (0)1822 615204
sales@superwinch.net

Superwinch T2000 A Success Story Ten Years Strong

First and best. Hard to imagine that just a decade ago, the market lacked a winch so vital and popular today.

Not surprisingly, it was the design specialists at Superwinch who first responded to the need for a more com-

pact and affordable winch for general-purpose garden, recreation, and utility applications. They introduced the original T1500 winch in 1996 and the rest is industry history. T2000 has all the design brilliance of its predecessor, the T1500, but with 33% more pull capacity.

It remains the affordable option for winchers needing a smaller, durable tool promising brand-name reliability and function.



Superwinch ATV Mount Kits include all mounting brackets, hardware and installation instructions

SPECIFICATIONS					
ARCTIC CAT P/N	Model	Year			
2202350	250 Manual 2x4 & 4x4	01			
	300 Manual 4x4	98-01			
	400 Manual 4x4	98-01			
	454 Bearcat 4x4	96-98			
	500 Manual 4x4	99-01			
	500 Automatic 4x4	00-01			
	2202380	300 Manual MRP 4x4	04-05		
		300 Manual 4x4	02-03		
		375 Automatic 4x4	02		
		400i Automatic 4x4	05		
400/400i Manual 4x4		02			
400 Automatic ACT & Manual ACT 4x4		03-04			
400 Automatic 4x4		03-05			
400 Manual ACT MRP 4x4		04			
500i Manual & Automatic 4x4		02			
500 Automatic 4x4		02-04			
2202873	500 Automatic TBX 4x4	02-04			
	500 Automatic TRV 4x4	04			
	500 Manual 4x4				
	500 4x4 2-up	05			
	650 Automatic 4x4	04			
	400i 4x4	06			
	400 4x4 Value Package w/ACT	06			
	400 4x4 TRV 2-up	06			
	400 Manual ACT MRP 4x4	06			
	500i Automatic 4x4	05-06			
CAN AM FORMERLY BOMBARDIER P/N	Model	Year			
	2202865	330 Outlander HO 4x4	05		
		400 Outlander 4x4	03-07		
		400 Outlander Max 4x4	04-05		
		400 Outlander Max XT 2x4	05		
		500 Outlander Max	07		
		650 Outlander	07		
		800 Outlander 4x4	06-07		
		800 Outlander Max 2-up 4x4	06-07		
		2202866	500 Traxter XL 4x4		
500 Traxter Max 4x4			03-04		
500 Traxter 4x4	99-03				
500 Quest 4x4	03				
650 Quest	02-03				
HONDA P/N	Model		Year		
	2202352		TRX 300 2x4, 4x4	93-00	
			2202375	TRX 350 Rancher 2x4, 4x4	04-06
				TRX Rancher 2x2, 4x4	04-06
				TRX 400 Rancher ES 4x4	04-06
		TRX 400 Rancher AT 4x4		05-06	
		2202381	TRX 400 Foreman	95-01	
			TRX 450 S/ES	98-04	
		2202379	TRX 500 Rubicon	01-04	
		2202877	TRX 500 Foreman S/ES	05-06	
2202867		TRX 650FA Rincon	03-05		
	TRX 680 Rincon	06-07			

SPECIFICATIONS			
JOHN DEERE P/N	Model	Year	
2202864	Gator 6x4	93-03	
KAWASAKI P/N			
Model	Year		
2202364	KLF 300 Bayou 4x4	89-02	
2202374	KVF 300 Prairie 4x4	99-02	
	KVF 300 Prairie 2x4	01	
2202846	KVF 360 Prairie 2x4, 4x4	02-07	
2202371	KVF 400 Prairie 4x4	97-02	
2202868	KAF 620 Mule 4x4	03-06	
	Mule 3010 Diesel	05-07	
2202382	KVF 650 Prairie 4x4	02-03	
	KVF 700 Prairie 4x4	04-05	
2202875	650 Brute Force	05	
2202876	750 Brute Force	05-06	
SPECIFICATIONS			
POLARIS P/N	Model	Year	
2202356	300L 2x4, 4x4	91-93	
	400L 2x4, 4x4	94	
	400L Sportsman	94-97	
	400L Big Boss 6x6	95-98	
	425 Magnum 6x6	95-96	
	425 Magnum 2x4, 4x4	95-98	
	500 Big Boss 6x6	98-99	
	2202384	250 Xplorer 4x4	00-01
		500 Magnum RMK 4x4	01
	2202385	500 Sportsman RSE/DU 4x4	00-02
2202872	300 Xplorer 4x4	96-99	
	325 Magnum 4x4	00-01	
	330 Magnum 4x4	02-04	
	330 ATP	04	
	335 Sportsman 4x4	98-00	
	400L Xplorer 4x4	95-02	
	400 Sportsman 4x4	01-03	
	425 Expedition 4x4	00	
	455 Diesel 4x4	99-00	
	500 ATP H.O.	04-05	
500 Xplorer 4x4	97		
500 Magnum 4x4	99-00		
500 Sportsman 4x4	96-02		
500 Sportsman 6x6			
500 Sportsman H.O. 4x4	02-03		
Plastic Rack models			
2202863	400 Sportsman 4x4	04-07	
	450 Sportsman 4x4	06	
	500 Sportsman 4x4	05-07	
	500 Sportsman H.O. 4x4	04	
	600 Sportsman 4x4	03-07	
	700 Sportsman 4x4	02-04	
	800 Sportsman 4x4	05-07	
	2202871	500 Ranger 4x4	03,05
		500 Ranger 6x6	05
		700 Ranger 4x4	05-07

SPECIFICATIONS		
SUZUKI P/N	Model	Year
2202358	LT 250 4WD Quadrunner	87-98
	LT 250 Quadrunner	89-98
2202870	LT 300 King Quad	91-98
	LTA 500 Quadmaster	00-01
2202386	LTF 500 Quadrunner	98-02
	LTF 250 Quadrunner	01
2202370	LTF 300 King Quad	01-02
	LTF 250 Quadrunner	99-00
2202387	LTF 300 King Quad	99-00
	400 Quadrunner Eiger 4x4	02-07
2202868	400 Quadrunner Eiger-A 4x4	02-03
	500 Vinson Quadrunner LE and Auto 4x4	02-07
2202874	620 QUV 4x4	05
2202382	700 Twin Peaks	04-05
2202874	450 King Quad 4x4	07
	700 King Quad 4x4	05-07
YAMAHA P/N		
Model	Year	
2202869	Rhino 4x4 450	06
	Rhino 4x4 660	04-06
2202359	YFB 250 Timberwolf 2x4	92-98
	YFB 250 Timberwolf 4x4	94-00
2202361	YFM 350 FW Big Bear SE	97
	YFM 400 Kodiak	93-98
2202360	YFM 350 FW Big Bear	87-96
	YFM 350 2x4 Big Bear	96
2202365	YFM 350 FX Wolverine	95-05
2202377	YFM 400 Big Bear 4x4	00-06
2202373	YFM 400 Kodiak	99
available until stock depleted		
2202376	YFM 400 Ultramatic Kodiak	00-02
2202855	350 Grizzly	07
	YFM 350 Bruin 4x4	04-06
	YFM 400 Kodiak	05
	YFM 400/450 Kodiak 4x4	03-06
	YFM 450 Kodiak 4x4	05
2202366	YFM 600 Grizzly 4x4	98-01
2202383	YFM 660 Grizzly 4x4	02-07

ATV owners need look no further for custom off-road winching accessories. Our mounting kits come complete with all hardware. They're sleek, affordable and easy to install. ATV mounting kits accept X1F, X2F, ATV1800, ATV2300, ATV2500, ATV3000, T1500, T2000, and EX1 winch models from Superwinch.

For a current list of all mount kits available visit: www.superwinch.com

Accessories from Superwinch, the best you can get!



ATV Accessory Kit

- 2302286**
- 8,000 lb. Pulley Block
 - 1 Bow Shackle
 - 1" x 8' Tree-saver Strap
 - Canvas Carry Bag
 - Heavy Duty Leather Palmed Gloves

Distributed By:



Superwinch, Inc.
Winch Drive
Putnam, Connecticut 06260, USA
Customer Service: 1.800.323.2031
FAX: 1.860.963.0811
e-mail: info@superwinch.com

superwinch.com

Superwinch, Ltd.
Unit D, Union Mine Road
Pitts Cleave Ind Est
Tavistock, Devon
PL 19 OPW England
Tel: 44 (0)1822 614101
Fax: 44 (0)1822 615204
sales@superwinch.net
www.superwinch.com

SUPERWINCH®, SUPERWINCH® (design) and S SUPERWINCH® (design) are registered trademarks of Superwinch, Inc.

Powersports Winch Product Guide

get
serious
S
SUPERWINCH



NEW
ATV/UTV Winch
Products from
Superwinch Inc.



Whatever Powersports vehicle you ride, there's a Superwinch® designed to deliver the power to meet your needs. The first company to manufacture winches for ATV's is proud to introduce drum-centric, four-bolt pattern winches that are serious enough to carry the Superwinch name and a limited lifetime warranty.



3000 lb (1361 kg)

ATV3000 PN: 1130210



Note: Requires mounting plate to mount roller fairlead

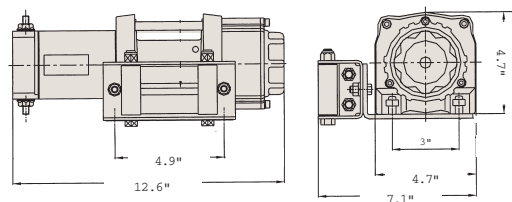
Standard Features

- Power In and Power Out
- Mechanical Load Holding and Dynamic Brake
- Full metal, 3-Stage Planetary Gear-train
- Cam Action Freespooling Clutch
- High efficiency, low amp draw, sealed permanent magnet motor
- Circuit Breaker Protected
- Weather Sealed Solenoid Contactor
- 4-way Roller Fairlead
- Heavy Duty Latched Hook with Thimble

Recommended Accessories

- Accessory Kit 2302286
- Hand held remote, 10' with Socket Wiring 2340200
- Wireless Remote Kit 06212
- Pulley Block 2227A
- 1"x 8' Tree-saver Strap 2302284
- ATV Bow Shackles 2302285

Dimensions



Specifications

Rated Line Pull	3000 lb (1361 kg)
Motor	1.5 hp
Gearing	3-stage planetary
Gear Ratio	145:1
Braking	Mechanical & Dynamic
Freespool Clutch	Cam action
Wire Rope	3/16" (4.8mm) x 50' (15.2m)
Dimensions	12.6" l. x 4.7" d. x 4.7" h. (320mm l. x 119mm d. x 119mm h.)
Drum Diameter	2.2" (55.9mm)
Drum Length	2.9" (73.6mm)
Weight	16 lb (7.26 kg)
Switching Method	Handlebar Mounted Toggle
Switching Mechanism	Heavy Duty, Sealed Solenoid
Roller Fairlead	Standard, 4-way
Color-Coded Wiring	Yes
Handheld Remote, 10'	Optional
Wireless Remote	Optional

Performance 12VDC (1st layer on drum)

Line Pull		Motor	Line Speed	
lb	(kg)	AMPS	FPM	(m/m)
0	0	14	18.0	(5.5)
500	(227)	50	15.5	(4.7)
1000	(454)	80	13.0	(3.9)
1500	(680)	120	10.3	(3.1)
2000	(907)	160	8.3	(2.5)
2500	(1134)	210	6.3	(1.9)
3000	(1361)	250	3.3	(1.0)



The Freedom Switch wireless system is also available for these winches. With versatile mounting possibilities, the Freedom Switch can be easily installed on any ATV/UTV and operated reliably from up to 150 feet away. Like all other Superwinch DC products, each component is sealed for all weather, long-lasting performance.

Never use a winch to lift or move people. Never use a winch as an overhead hoist or to suspend a load.



2500 lb (1134 kg)

ATV2500 PN: 1125200



Note: Requires mounting plate to mount roller fairlead

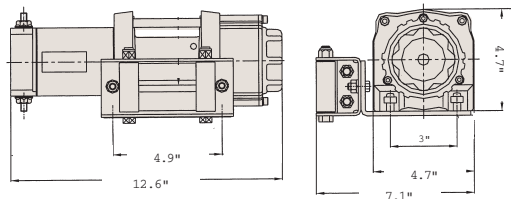
Standard Features

- Power In and Power Out
- Mechanical Load Holding and Dynamic Brake
- Full metal, 3-Stage Planetary Gear-train
- Cam Action Freespooling Clutch
- High efficiency, low amp draw, sealed permanent magnet motor
- Circuit Breaker Protected
- Weather Sealed Solenoid Contactor
- 4-way Roller Fairlead
- Heavy Duty Latched Hook with Thimble

Recommended Accessories

- Accessory Kit 2302286
- Hand held remote, 10' with Socket Wiring 2340200
- Wireless Remote Kit 06212
- Pulley Block 2227A
- 1"x 8' Tree-saver Strap 2302284
- ATV Bow Shackles 2302285

Dimensions



Specifications

Rated Line Pull	2500 lb (1134 kg)
Motor	1.5 hp
Gearing	3-stage planetary
Gear Ratio	145:1
Braking	Mechanical & Dynamic
Freespool Clutch	Cam action
Wire Rope	3/16" (4.8mm) x 50' (15.2m)
Dimensions	12.6" l. x 4.7" d. x 4.7" h. (320mm l. x 119mm d. x 119mm h.)
Drum Diameter	2.2" (55.9mm)
Drum Length	2.9" (73.6mm)
Weight	16 lb (7.26 kg)
Switching Method	Handlebar Mounted Toggle
Switching Mechanism	Heavy Duty, Sealed Solenoid
Roller Fairlead	Standard, 4-way
Color-Coded Wiring	Yes
Handheld Remote, 10'	Optional
Wireless Remote	Optional

Performance 12VDC (1st layer on drum)

Line Pull		Motor	Line Speed	
lb	(kg)	AMPS	FPM	(m/m)
0	0	14	18.0	(5.5)
500	(227)	50	15.5	(4.7)
1000	(454)	80	13.0	(3.9)
1500	(680)	120	10.3	(3.1)
2000	(907)	160	8.3	(2.5)
2500	(1134)	210	6.3	(1.9)



Superwinch offers an optional 10' Remote Handheld Switch Kit for both ATV2500, ATV3000

Never use a winch to lift or move people.
Never use a winch as an overhead hoist or to suspend a load.

2000 lb (907 kg)



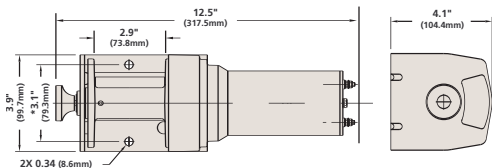
Standard Features

- Power In and Power Out
- Mechanical Load Holding and Dynamic Brake
- Full metal, Differential Planetary Gear-train
- Pull and Turn Freespooling Clutch
- High efficiency, low amp draw, sealed permanent magnet motor
- Triple Protection Auto-Reset Circuit Breaker Protected (Patent Pending)
- Heavy Duty Latched Hook with Thimble

Recommended Accessories

- Accessory Kit 2302286
- Roller Fairlead 1560C
- Wireless Remote Kit 06202A
- Pulley Block 2227A
- 1"x 8' Tree-saver Strap 2302284
- ATV Bow Shackles 2302285

Dimensions



Specifications

Rated Line Pull	2000 lb (907 kg)
Motor	0.7 hp
Gearing	Differential Planetary
Gear Ratio	153:1
Braking	Mechanical & Dynamic
Freespool Clutch	Pull and Turn
Wire Rope	5/32" (3.9mm) x 50' (15.2m)
Dimensions	12.5" l. x 3.9" d. x 4.1" h. (318mm l. x 100mm d. x 104mm h.)
Drum Diameter	1.25" (31.8mm)
Drum Length	2.9" (73.6mm)
Weight	14 lb (6.4 kg)
Switching Method	Handlebar Mounted Rocker
Color-Coded Wiring	Yes
Roller Fairlead	Optional
Wireless Remote	Optional

Performance 12VDC (1st layer on drum)

Line Pull		Motor	Line Speed	
lb	(kg)	AMPS	FPM	(m/m)
0	0	8	14.5	(4.4)
500	(227)	30	11.3	(3.4)
1000	(454)	60	8.5	(2.6)
1500	(680)	90	5.2	(1.6)
2000	(907)	118	2.0	(0.6)



Never use a winch to lift or move people.
Never use a winch as an overhead hoist or to suspend a load.

4000 lb (1815 kg)

One tough utility power house

UTV4000 PN: 1140200

Coming Soon!

